

# Lumination™ LED Luminaires

2' x 4' Recessed Luminaire  
LVT 24 Series



Project name \_\_\_\_\_  
Date \_\_\_\_\_  
Type \_\_\_\_\_

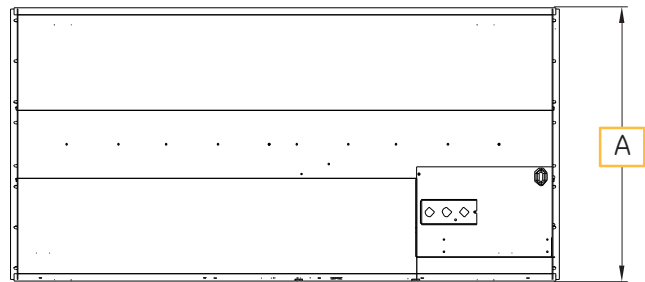
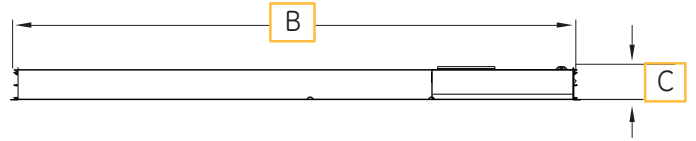
## Product Description:

GE Lumination Volumetric T-Grid (LVT) Series Recessed LED Luminaires bring a designer touch to any drop ceiling landscape. For new construction or retrofit, these distinctive products provide a beautiful three dimensional look in an easy-to-install LED solution. They feature a curved diffused lens with smooth uniform light (no pixels or stripes) and delineated details to create visual interest in any ceiling with energy-saving and long-life advantages of LED.

## Targeted Performance Summary:

**Distribution Patterns:** Lambertian  
**Delivered Lumen Output:** 3000 Lm, 4000 Lm, 4800 Lm, 6000 Lm, 7200 Lm  
**System Input Power:** 28-69.5W  
**Standard Dimming Compatibility:** 0-10V  
**Efficacy:** 101-109 LPW  
**Input Voltage:** 120-277V, 347V  
**CCT:** 3500K, 4000K and 5000K  
**Typical CRI:** 80+, R9: >0  
**Color Consistency:** 4 Step MacAdam Ellipse  
**Lifetime Rating:** 50,000 hours @ L70  
**Input Frequency (Hz):** 50/60Hz  
**Power Factor:** >0.9  
**Dimensions:** UL Version: 47.8 in x 23.8 in x 2.7 in  
**THD:** <20%  
**Mounting:** Fits standard T-Bar grid (drop ceilings)  
**Maximum Weight:** < 20 lbs  
**Limited Warranty:** 5 Years Standard  
**Files Available:** LM79, LM80, IES

## Product Dimensions:



UL Version: A = 23.8 in B = 47.8 in C = 2.7 in



Certified by



Please refer to the DLC QPL website for the latest and most complete information.  
[www.designlights.org/QPL](http://www.designlights.org/QPL)

a product of  
**ecomagination™**

## Ordering Information:

LVT 24

A

LT

WHITE

INTERNAL CODE	FIXTURE TYPE (NOMINAL)	GENERATION	VOLTAGE	NOMINAL LUMENS	DISTRIBUTION	CRI	CCT	CONTROL	MOUNTING LOGIX COMPATIBLE	FINISH	OPTIONS
---------------	------------------------	------------	---------	----------------	--------------	-----	-----	---------	---------------------------	--------	---------

LVT	24 = 2' x 4'	A	0 = 120-277V D = 347V					VQ = 0-10V TQ = Daintree <sup>1</sup>	LT=T-Grid	WHITE = White	Blank if no options EL = Emergency Light CP = Chicago Plenum Contact manufacturer for other options.
-----	--------------	---	--------------------------	--	--	--	--	--	-----------	---------------	---

**Notes:**  
1. Contact manufacturer for lead time and minimum order quantities.

ACCESSORIES	PRODUCT CODE
Drywall Mount Kit 2 x 4	69523
Surface Mount Kit 2 x 4	212463

Note: Order separately

LUMEN CODE	DISTRIBUTION TYPE	CRI	COLOR TEMP (K)	SPECIFIED LUMENS	SYSTEM WATTAGE
30=3000	MM=Med. Lambertian	8=80+	35=3500	3000	28W
40=4000	MM=Med. Lambertian	8=80+	35=3500	4000	39.5W
48=4800	MM=Med. Lambertian	8=80+	35=3500	4800	44W
60=6000	MM=Med. Lambertian	8=80+	35=3500	6000	56W
72=7200	MM=Med. Lambertian	8=80+	35=3500	7200	69.5W
30=3000	MM=Med. Lambertian	8=80+	40=4000	3000	28W
40=4000	MM=Med. Lambertian	8=80+	40=4000	4000	39.5W
48=4800	MM=Med. Lambertian	8=80+	40=4000	4800	44W
60=6000	MM=Med. Lambertian	8=80+	40=4000	6000	56W
72=7200	MM=Med. Lambertian	8=80+	40=4000	7200	69.5W
30=3000	MM=Med. Lambertian	8=80+	50=5000	3000	28W
40=4000	MM=Med. Lambertian	8=80+	50=5000	4000	39.5W
48=4800	MM=Med. Lambertian	8=80+	50=5000	4800	44W
60=6000	MM=Med. Lambertian	8=80+	50=5000	6000	56W
72=7200	MM=Med. Lambertian	8=80+	50=5000	7200	69.5W

**current**  
powered by GE

# Photometric Data: Lumination™ 2' x 4' Recessed Luminaire LVT 24 Series

## LVT24

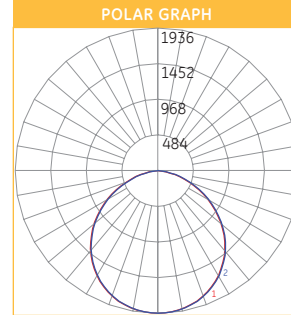
ZONAL LUMEN SUMMARY	
Zone	Lumens
0-10°	182.59
10-20°	517.83
20-30°	770.54
30-40°	911.58
40-50°	928.84
50-60°	827.30
60-70°	620.28
70-80°	347.00
80-90°	85.59
90-100°	1.35
100-110°	1.07
110-120°	0.98
120-130°	0.99
130-140°	1.11
140-150°	1.14
150-160°	1.02
160-170°	0.70
170-180°	0.27

COEFFICIENTS OF UTILIZATION																				
RC	80%				70%				50%				30%				10%			0%
	RW	70%	50%	30%	10%	70%	50%	30%	10%	50%	30%	10%	50%	30%	10%	50%	30%	10%	0%	
0	119	119	119	119	116	116	116	116	111	111	111	106	106	106	102	102	102	100		
1	109	104	100	96	106	102	98	95	98	95	92	94	91	89	90	88	86	84		
2	99	91	84	79	97	89	83	78	86	80	76	82	78	74	79	76	72	70		
3	91	80	72	66	88	79	71	65	76	69	64	73	67	63	70	66	62	59		
4	83	71	62	56	81	70	62	55	67	60	55	65	59	54	63	57	53	51		
5	76	64	55	48	74	62	54	48	60	53	47	58	52	47	57	51	46	44		
6	71	57	48	42	69	56	48	42	55	47	42	53	46	41	51	45	41	39		
7	65	52	43	37	64	51	43	37	50	42	37	48	42	37	47	41	36	34		
8	61	48	39	33	59	47	39	33	46	38	33	44	38	33	43	37	33	31		
9	57	44	36	30	56	43	35	30	42	35	30	41	34	30	40	34	29	28		
10	53	40	32	27	52	40	32	27	39	32	27	38	31	27	37	31	27	25		

NOTE: Floor Cavity Reflectance : 20%

ZONAL LUMEN SUMMARY		
Zone	Lumens	% of Fixture
0-20°	700.42	13.50
0-30°	1470.96	28.30
0-40°	2382.54	45.80
0-60°	4138.67	79.60
0-80°	5105.95	98.20
0-90°	5191.54	99.80

LUMINANCE DATA (CANDELA/m²)			
Gamma	0°	45°	90°
45°	2696	2695	2696
55°	2553	2561	2553
65°	2333	2360	2333
75°	1993	2000	1993
85°	1287	1185	1287



## Product Specifications

### Construction:

- Durable, long lasting bezel construction. Steel, Electrogalvanized, Cold-rolled, Commercial quality paint coating.
- IP Rating: IP20

### Electrical System:

- Class 2, replaceable, high efficiency LED driver rated for 50,000 hours when used within operating conditions.
- THD: <20%
- Transient Protection: 100 kHz ring wave, 2 kV level condensing).
- Environmental Testing: High Temperature High Humidity: 60°C /90% (non-condensing).

### Optical System:

- Precision formed optical assembly comprised of high specularity reflective paint
- High optical grade lens providing good efficiency, impact resistance and a curved diffused lens with smooth uniform light (no pixels or stripes).

### Installation:

- Drivers and internal components accessible.
- Suitable for dry locations.
- Integrated PSU enclosure delivers low profile and ease of installation
- Luminaire Vibration Testing: Luminaire test to 0.5 G, 100,000 cycles per axis, 2 axis.

For more information and access to all of our resources, including our design tool visit: [www.gelighting.com](http://www.gelighting.com)



[www.currentbyge.com](http://www.currentbyge.com)

All trademarks are the property of their respective owners. Information provided is subject to change without notice. All values are design or typical values when measured under laboratory conditions. Current, powered by GE is a business of the General Electric Company.

© 2017 GE.

IND240 (Rev 03/27/17)